


Replacement parts for: A.B. DICK 350, 360, 360PRO, 369, 8805, 8810, 8815, 8820,


	PART #	PRICE
	FILTER ASSEMBLY	P-1147 14.95
	(A) Tube	P-1146 9.95
	(B) Filter (need 2)	P-1148 1.05
	(C) Plug	P-1150 2.90


*** Rather than buy a new cradle, replace only the parts that wear.


	PART #	PRICE
	CRADLE REPAIR KIT - For 8800 & 9800 series.	P-98037 64.90
	Complete Kit	P-98037 64.90
	(A) Washer	P-613 .40
	(B) Hex nut - 2 ea.	P-514 .40
	(C) Retaining ring	P-707 .40
	(D) Shaft	P-98038 39.95
	(E) Key	P-1745 2.95
	(F) Ball bearing - 2 ea.	P-11149 14.95
(G) Steel bushing	P-98058 15.90	

	PART #	PRICE
	PUMP VANE (need 4 per pump)	
	350, 360, 375, 8800, 9800	P-1159 19.95
	380, 382, 385	P-1931 56.90


	PART #	PRICE
	FLEXIBLE SPEED CONTROL SHAFT	
	For the 8800 & 9800 series	
	Shaft	P-98053 41.50
Set screw	P-7 .40	

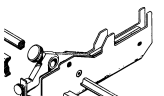
	PART #	PRICE
	CRANK ASSEMBLY Speed control	
	Crank	P-36060 36.95
	Screw	P-299 .55

	PART #	PRICE
	SPEED PULLEY	
	Variable	P-1630 69.90
	Heavy duty (all steel)	P-1631 139.90


	PART #	PRICE
	FEEDER CLAMP	
	Thumb screw	P-1539 12.90
	Adjusting clamp	P-36087 17.90

*** MADE OF DURABLE ZINC DIE CAST!


	PART #	PRICE
	STOCK RETAINER PLATE GUIDE	
	350, 360 Center	P-36712 21.50
	350, 360 Right hand	P-36092 24.95
	350, 360, 375, 9800 Left hand	P-36089 21.95
	385 Back guide plate	P-38089 72.95

	PART #	PRICE
	MICRO GUIDE ADJUSTING KIT	
	FOR ACCURATE FEED & REGISTRATION	
	350, 360	P-36113 192.90
	375, 9800	P-37113 192.90

	PART #	PRICE
	BACK PAPER GUIDE	P-36090 3.15
	THUMB NUT	P-1058 4.95


	PART #	PRICE
	SPRING GUIDE	
	350, 360, 375	P-36088 7.50
	385 Side	P-38088 119.90
	385 Back	P-38090 74.90
	Screw	P-984 .55

IMPROVED


	PART #	PRICE
	TABLE RAISE HANDLE ASSEMBLY	
	350, 360, 375 For feeder	P-36955 106.90
	9805 - 9850 For feeder	P-98955 106.90
	380, 385 For feeder	P-38955 252.90
	Chain del. 350,360,375,385	P-362630 106.90
	Chain del. 9800	P-982630 106.90

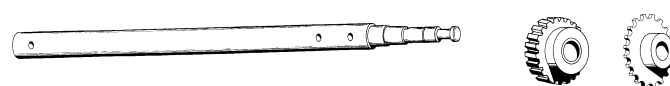
*** All handles are made of solid zinc die cast for greater strength and longer wear!

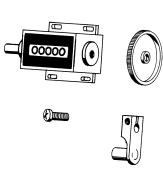
	PART #	PRICE
	LATCH ARM ASSEMBLY For feeder hand crank	
		P-36979 69.90


	PART #	PRICE
	TABLE RAISE GEAR & RATCHET ASS'Y.	
	For feeder hand crank on 350, 360, 375	
	All presses (complete)	P-36975 112.90
	Gear	P-36974 56.90
	Ratchet (16 teeth)	P-36973 54.90
Screw (3 needed)	P-44 .40	

	PART #	PRICE
	TABLE RELEASE LEVER ASSEMBLY	
	350, 360, 375, 385	P-36969 57.95
	9800	P-37969 57.95

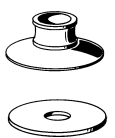
	PART #	PRICE
	FEED TABLE RAISE SHAFT	
	350, 360, 369	P-36102 82.50
	375	P-37102 82.50
	9800	P-98102 82.50
	380, 382, 385	P-38102 132.95

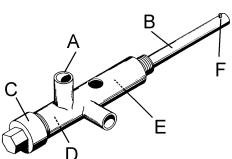
	PART #	PRICE
	TABLE RAISE SHAFT ASSEMBLY - 9800	
	Complete	P-98070 157.95
	Shaft	P-98102 82.50
	Gear	P-38103 99.90
	Sprocket	P-36101 49.90

	PART #	PRICE
	COUNTER ASSEMBLY	
	Complete	P-36952 48.90
	Counter	P-36954 41.90
	Mounting screw	P-229 .40
	Arm	P-36956 24.50
Screw for arm	P-151 .70	
Wheel (screw on type)	P-36958 12.95	
Screw for wheel	P-1056 .50	

	PART #	PRICE
	COUNTER ROD	
	9805, 9810	P-98940 10.50


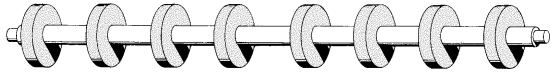

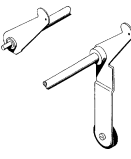




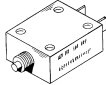
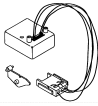




	PART #	PRICE
	SUCKER TUBES WITH SHUT OFF VALVE ON BOTTOM	
	*** Ideal for envelope runs and T-Heads.	
	Shut off tube	P-36990 5.95
Sucker tube (standard)	P-36174 1.85	
Paper leveler ass'y.	P-36164 37.95	
Paper leveler tube	P-36166 22.90	
Plug	P-36172 12.95	
Compensating sucker tube w/shut off valve	P-36966 24.95	






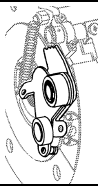

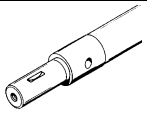



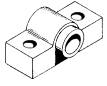
	PART #	PRICE
	SUCKER FOOT	
	*** Treated with ink resitant repellent which helps prevent ink tracking!	
	All presses (cup) each	P-1555* .35
	Extra heavy (cup) each	P-5219 1.10
	Flat disc (3/4" dia.) each	P-1552 .75
Flat disc (1/2" dia.) each	P-1554 .75	
*Note: P-1555 Sold individually or in bags of 50 or 100.		

	PART #	PRICE
	BLEEDER VALVE ASSEMBLY	
	Complete	P-36847 65.90
	(A) Valve body	P-36844 16.90
	(B) Shaft	P-36841 12.90
	(C) Plug	P-36951 5.50
	(D) Spring (inside)	P-36859 1.15
	(E) Valve (inside)	P-36845 8.50
(F) Roll pin	P-379 .40	

THIS IS JUST A SAMPLE OF OUR TOTAL INVENTORY


375, 9805, 9810, 9815, 9820, 9835, 9840, 9850, 9865, 9870, 9880, 380, 382, 385

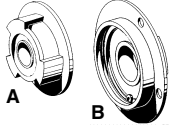
	PART NO.#	PRICE
	SPRING For feed roller support arms P-36177	1.10
<hr/>		
	UPPER FEED ROLLER *** Knurled shaft & glued tires to prevent walking.	
350, 360	P-36157	64.95
375, 9800	P-37157	84.95
385	P-38157	179.90
Arm 350, 360, 375, 9800	P-36175	36.90
Bearing (plastic)	P-1566	3.90
<hr/>		
	FEED ROLLER - For 52 / 58 Tan tire P-31067 23.90 Black tire P-31068 14.90	
<hr/>		
	SHAFT & LEVER ASSEMBLY For upper feed roller Complete 350, 360 P-36147 106.90 Complete 375, 9805 - 9850 P-37147 142.90 Shaft only 350, 360 P-36149 49.90 Shaft only 375, 9805 - 9850 P-37149 54.90 Lever (operators side) P-36171 23.90 Lever & cam assy. (n.o.s.) P-36151 52.90 Pin P-349 .40	
<hr/>		
	SUPPORT ARMS - For upper feed roller Operators side P-36153 15.90 Non-operators side P-36155 14.90	
<hr/>		
	FINGER ASSEMBLY & BLOWER TUBE 350, 360, 375, 9800 P-36158 61.90 385 P-38158 89.90	
<hr/>		
	HOSE For blower tube 350, 360, 375, 9800 P-1189 3.75 380, 385 P-1677 4.75	
<hr/>		
	SOLENOID 9800 impression cylinder power lever P-4029 49.90	
<hr/>		
	CIRCUIT BREAKER - 10A (control box) 8815, 8820, 9805, 9810 P-4036 23.90 CIRCUIT BREAKER 15A (control box) 9805, 9810 P-4040 23.90	
<hr/>		
	PAPER SENSOR For AB Dick 9800 Complete P-98269 52.90 Sensor arm P-98974 2.25 Spring P-98581 3.50	
<hr/>		
	PAPER WEIGHT ANCHOR PLATE 9800 P-98067 4.95	
<hr/>		
	PAPER WEIGHT BAR Light weight 350, 360 P-36094 16.95 Heavy weight 350, 360 P-36093 11.95 Light weight 375, 9800 P-37094 6.95 Heavy weight 375, 9800 P-37093 7.50	
<hr/>		
	FEED TABLE TRIP BRACKET P-36083 11.00	
<hr/>		
	FEELER CONTROL LEVER ASSEMBLY 350, 360, 375, 9805, 9810, 385 P-36839 74.90	


	PART NO.#	PRICE
	PAPER STOP Impression cylinder 350 P-35241 49.90 360 P-36241 37.95 375, 9800 P-37241 51.50	
<hr/>		
	IMPROVED	
	IMPRESSION	
	BLANKET	
	MASTER	
<hr/>		
CYLINDER GEARS *** All cylinder gears are made with "SOLID STEEL" for longer life.		
Master cylinder gear 350, 360, 375	P-36313	196.90
Master cylinder gear 9800	P-98313	145.90
Inner blanket cylinder gear 350, 360, 375	P-36214	181.90
Inner blanket cylinder gear 9800	P-98214	227.95
"Wide" inner blanket cylinder gear 5/16" wider than standard for longer life.	P-36211	191.50
Impression cylinder gear	P-36191	114.50
<hr/>		
IMPRESSION CYLINDER GRIPPER FINGERS *** Sand blasted tips for better grip.		
350 (1/2")	P-35225	24.90
360, 385 (1/4")	P-36225	20.50
375, 9800 (small)	P-37224	16.80
375, 9800 (large)	P-37225	18.50
Mounting screw	P-268	.40
<hr/>		
	LEVER ASSEMBLY For impression cylinder P-36207 64.90	
<hr/>		
	SEGMENT Imp. cylinder P-36203 54.95	
<hr/>		
	GRIPPER SHAFT ASSEMBLY For impression cylinder Complete 350, 360 P-36229 87.90 Shaft only P-36231 49.95 Gear P-36235 39.95 Taper pin P-421 .50	
<hr/>		
	BLANKET CYLINDER SHAFT 350, 360 P-36290 219.90 375, 9800 P-37290 185.90 380, 382, 385 P-38290 322.90	
<hr/>		
	PRINT ADJUSTING DRAW ROD 350, 360 (30° pressure angle) P-36180 64.95 (20° pressure angle) P-36308 51.90 375, 9800 (30° pressure angle) P-37180 52.90 (20° pressure angle) P-37308 38.90 385 (30° pressure angle) P-38180 99.90 (20° pressure angle) P-38308 60.90	
RETAINER NUT	P-36182 .90 P-36186 9.95	
<hr/>		
	BLANKET CYLINDER RING SEGMENTS *** New style - Case hardened for longer wear. Left hand P-36194 39.90 Right hand P-36195 39.90	
<hr/>		
	SPRING ANCHOR For Impression gripper arm 375 & 9800 P-6042 11.95	
<hr/>		
	MOUNTING BLOCK For impression cylinder gripper 350, 360 P-36245 39.90 375, 9800 P-37245 16.00	

THIS IS JUST A SAMPLE OF OUR TOTAL INVENTORY

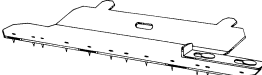
Replacement parts for: A.B. DICK 350, 360, 360PRO, 369, 8805, 8810, 8815, 8820,



	PART #	PRICE
		
SCALE Blanket cylinder raise & lower 2 screws needed	P-36208	2.65
SCALE Blanket cylinder adjustment 5 screws needed	P-36202	2.80
DRIVE SCREW For both scales	P-1040	.85

		
BEARING HOUSING COMPLETE For blanket cylinder ★ Made of "REINFORCED STEEL" for longer life. ★ Completely enclosed for added strength.		
A) Operators side	P-36295	79.95
B) Non-operators side	P-36283	97.90


		
BLANKET BARS Standard		
360	P-36252	125.90
375, 9800	P-37252	131.90
380, 382, 385 Serial #1305 & below	P-38252	245.90
9880	P-988252	262.95
Mounting screw	P-36204	1.75
Blanket screw	P-124	.40


QUICK CHANGE BLANKET BARS ★★★ Save time & money by changing only 4 screws to mount your blanket.		
360	P-36777	129.95
375, 9800	P-37777	135.95
380, 382, 385	P-38777	252.95
9880	P-988777	262.95
Mounting screws	P-36204	1.75
Blanket screws	P-124	.40


		
TAIL CLAMP ADAPTER For pre-punched plates 350 (9 point)	P-35259	279.90
TAIL CLAMP ADAPTER For straight edge plates 350 (12 point)	P-35261	132.95

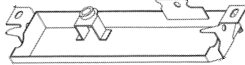
		
PLATE CYLINDER UPPER SUPPORT ARMS 350, 360	P-36801	45.50
375, 9800	P-37801	54.90
		
PLATE CYLINDER LOWER SUPPORT ARMS 350, 360, 375, 9800(9/16" hole)	P-36833	59.90


		
WATER FOUNTAIN HOSE	P-1549	2.90


		
IDLER GEAR Water section Plastic	P-36368	17.50

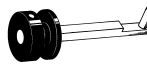
		
SPLASH GUARD SHIELD For Super Aquamatic fountain roller	P-36376	.85


		
★★★ The valve assembly is made up of hardened plastic which helps eliminate build up and rust.		
WATER FOUNTAIN BOTTLE ASSEMBLY. Bottle, cap & valve ass'y. (1 quart)	P-1915	17.95
Bottle, cap & valve ass'y. 350, 360 only (2 quart)	P-1919	44.95


		
WATER FOUNTAIN 350,360	P-36316	314.90
375/9800	P-37316	214.90


	PART #	PRICE
		
CHROME WATER DUCTOR ROLLER (SMOOTH) 350, 360	P-36342-S	209.90
375, 9800	P-37342-S	222.90
CHROME WATER DUCTOR ROLLER (ROUGH) 350, 360	P-36342-R	214.90
375, 9800	P-37342-R	227.90

		
WATER FOUNTAIN ROLLER 350, 350T, 357, 357A, 367, 367A (Smooth copper)	P-35364	169.90
360, 360CD, 360T (Rough copper)	P-36364	149.90
375, 9800 (Rough copper)	P-37364	182.90


		
COUPLING ASSEMBLY For water waver roller ass'y.	P-36426	49.95


		
COUPLING HOUSING For water waver roller ass'y.	P-36432	19.95


		
WATER CONTROL ARMS Complete (non-oper. side)	P-36400	38.50
Arm only (non-oper. side)	P-36406	24.95
Complete (oper. side)	P-36384	38.50
Arm only (oper. side)	P-36386	24.95


		
WATER DUCTOR ROLLER HOUSING Housing (cone hub)	P-36322	14.90
Housing (flat hub)	P-36366	14.95
Bearing	P-746	12.90

		
COMPRESSION SPRING (Painted Red) For water waver roller	P-36413	1.95


		
SHAFT For water repellant waver roller		
350, 360	P-36378	35.90
375, 9800*	P-37378	52.95
9800 PRO		
*Shaft is universal, fits old & new style.		

		
TIRE Form roll knobs	P-36399	2.95
TIRE Ink fountain knob	P-36244	4.25

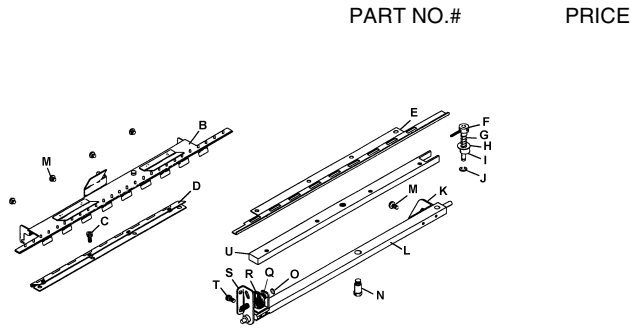
		
MAGNET For safety guards	P-1676	5.50

		
SINGLE LEVER CONTROL ARM 360 Complete	P-36856	99.95
9800 Complete	P-98856	92.90
(without knob)	P-36860	81.50
Knob	P-36858	17.60
Pin (needs 2)	P-354	.40

		
IDLER GEAR STUD - UNIVERSAL	P-8046	14.90

		
NIGHT LATCH IDLER GEAR Brass	P-36446	21.50
Steel	P-36457	21.50
Nylon	P-36455	21.50

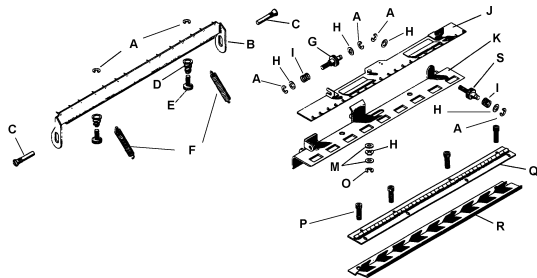
THIS IS JUST A SAMPLE OF OUR TOTAL INVENTORY



MASTER CYLINDER HEAD CLAMP ASSEMBLY

For 9800 - consists of all items shown

COMPLETE	PART NO.#	PRICE
(A) Screw	P-98352	381.90
(B) Head clamp	P-253	.40
(C) Screw	P-98353	228.90
(D) Hinge	P-43	.40
(E) Plate clamp	P-98299	21.90
(F) Knob	P-98359	47.90
(G) Spring	P-98175	21.95
(H) Washer	P-36707	3.95
(I) Eccentric pin	P-592	.40
(J) Retaining ring	P-98351	49.90
(K) Bracket	P-668	.40
(L) Bar	P-98171	4.50
(M) Screw	P-98387	107.90
(N) Shoulder screw	P-257	.40
(O) Retaining ring	P-8042	6.95
(P) Bracket	P-666	.40
(Q) Spring	P-98181	4.50
(R) Thumb screw	P-36349	.80
(S) Bracket	P-98347	24.95
(T) Screw	P-98153	24.90
(U) Radial bar	P-37	.40
	P-98393	74.90



HEAD & TAIL CLAMP ASSEMBLY For 360 consists of all items shown.

COMPLETE For 360 consists of all items shown	P-36354	314.90
COMPLETE For 375 consists of all items shown	P-37354	529.90
TAIL CLAMP ASS'Y. (A - F)	P-36606	114.95
TAIL CLAMP ASS'Y. (A - F)	P-37606	199.90
(A) C-Ring	P-666	.40
(B) Tail clamp (360)	P-36323	74.90
(B) Tail clamp (375)	P-37323	149.90
(C) Pivot screw	P-36331	9.95
(D) Spring	P-36325	3.25
(E) Thumb screw	P-1027	4.50
(F) Spring	P-36327	3.25
HEAD CLAMP ASSEMBLY (G - S)	P-36352	190.00
HEAD CLAMP ASSEMBLY (G - S)	P-37352	499.90
(G) Lateral adj. knob	P-36347	20.50
(H) Washer	P-569	.40
(I) Spring	P-36349	.80
(J) Pin bar (360)	P-36345	199.90
(J) Pin bar (375)	P-37345	194.90
(K) Bracket (360)	P-36353	89.90
(K) Bracket (375)	P-37353	281.95
(L) Spring	P-36032	9.90
(M) Washer	P-586	.40
(N) Spring washer	P-1049	.95
(O) C-Ring	P-668	.40
(P) Screw	P-892	.50
(Q) Hinge (360 & 375)	P-36299	7.50
(Q) Hinge (9800)	P-98299	21.90
(R) Stop plate (360)	P-36359	52.90
(S) Vertical adj. knob	P-36351	19.40



RATCHET For ink fountain hand crank
9800 P-98125 48.90



CAP For oscillating ink roller P-36474 64.90



INK OPERATING PAWL For ink metering fountain
360 Pro P-36251 38.95
9800 P-98251 32.90



SLIDE BUSHING For geared ink oscillating roller
All models P-36498 18.50



FORM ROLL SHAFT
350, 360 P-36401 82.95
375, 9805 - 9850, 9865, 9870 P-37401 95.90



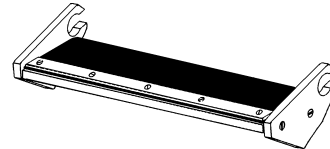
FORM ROLL ADJUSTING LOCK
350, 360, 375 P-36431 12.95



INK UNIT BRACKETS - 350, 360, 375, 9800
Operators Side P-98552 78.90
Non-Operators side P-36548 22.90



INK OSCILLATING SHAFT & LEVER ASS'Y.
350, 360, 375, 9800 P-36482 73.50

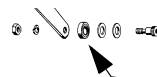


*** DESIGNED WITH REPLACEABLE "STEEL" END CAPS AND A DEEPER INK WELL FOR 50% MORE INK CAPACITY.

INK FOUNTAIN ASSEMBLY			
350	Complete	P-35071	624.90
	Fountain only	P-35072	399.90
	Wire	P-35084	4.90
360	Complete	P-36778	424.90
	Fountain only	P-36789	149.90
	Wire	P-36084	2.95
360 PRO	Complete	P-36805	424.90
	Fountain only	P-36807	194.90
375, 9800	Complete	P-37778	428.90
	Fountain only	P-37789	392.90
	Wire	P-37084	2.95
9800PRO	Complete	P-98805	424.90
	Fountain only	P-98807	194.90
All models	Adjusting screw	P-1570	5.95
350, 360, 375, 9800	End caps	P-36792	49.90
360PRO, 9800PRO	End caps	P-98792	49.90

INK FOUNTAIN BLADE			
350	1-3/4" wide	P-35079	43.95
	2-7/8" wide	P-35233	97.90
360, 360PRO	1-3/4" wide	P-36079	39.95
	2-7/8" wide	P-36233	97.90
375, 9800	1-3/4" wide	P-37079	59.95
	2-7/8" wide	P-37233	97.90
385	Standard width	P-38079	142.90
	Screw	P-118	.40

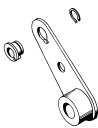
METERING BLADE With studs			
360	3-5/8" wide	P-36095	98.90
9800	3-5/8" wide	P-98095	98.90




HEAVY DUTY CAM KIT For ink ductor
P-36500 9.90

*** Uses a bearing in place of the Cam to prevent premature wear.

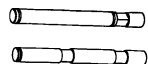
Replacement parts for: A.B. DICK 350, 360, 360PRO, 369, 8805, 8810, 8815, 8820,


	PART #	PRICE
	INK DUCTOR LEVER ASSEMBLY	
	Complete	P-36572 11.50
	Lever only	P-36569 10.00
	Bushing 360, 375, 9800	P-1569 3.95
	Bushing 380, 382, 385	P-1568 28.95
	Retaining ring	P-703 .40

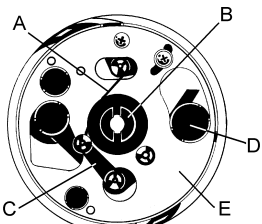
	SEAL For ink fountain roller - 360Pro & 9800 (need 2)	P-36262 4.30
--	--	--------------


	INK FOUNTAIN HAND CRANK	
9800	P-98402	82.90

	INK DUCTOR OPERATING CAM	
	P-36542	43.90

	SHAFT For clock synchronizer wheel assembly.	
	9800 Old Style	P-98283 39.90
	9800 New Style	P-98267 19.90

	PART #	PRICE
	DRIVE SHAFT	
	350, 360	P-36583 48.95
	375	P-37583 95.90
	9800 - 1/2" O.D.	P-98583 124.90
	9800 - 5/8" O.D.	P-98388 59.90
380, 385	P-38583 269.90	
	All models	P-401 .40
ROLL PIN HOUSING Non-operators side		
350, 360	P-36487 38.90	
375	P-37487 119.90	
9800 TD/CD/QP/QPC/PRO	P-98487 51.90	
HOUSING ASS'Y. 9800 TD/CD/QP/QPC/PRO	P-98385 136.90	
HOUSING Operators side 350, 360	P-36585 51.95	
375, 9800	P-37585 109.60	
9800 QPC, PRO	P-98585 62.90	
DRIVE GEAR	350, 360, 375	P-36581 26.90
	9800, 380, 385	P-38581 32.90

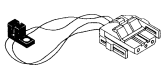






IMPROVED

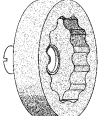
BLOCK IS COLD WELDED WHICH MAKES IT LESS BRITTLE.


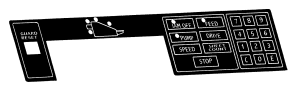
360, 375, 9800 9800 QPC, PRO	CLUTCH PULLEY ASSEMBLY	
	Complete hub I.D. 1/2"	P-36597 324.90
	Complete hub I.D. 7/8"	P-98597 179.90
	(A) Spring	P-36591 12.95
	(B) Pinion	P-36595 39.90
	(C) Link	P-36593 6.50
	(D) Lever	P-36605 33.90
(E) Pulley only 360	P-36587 132.95	
	(E) Pulley only 9800	P-98587 89.90
360	OVERSIZED CLUTCH PULLEY For thermographers	
	Complete	P-36589 344.90
	Pulley only	P-36599 159.90



	SENSOR For 9800 clock sync. mechanism	
	Male connector	P-4047 23.90
	SENSOR For 9800 clock sync. mechanism	
	Female connector	P-4032 24.90

	FEELER LINK OPERATING LINK ASSEMBLY	
	350, 360, 375, 9800	P-36885 41.90
	380, 382, 385	P-38885 123.90


	GAP CONTROL SHAFT ASSEMBLY		
	350, 360	Complete	P-36689 169.90
	375	Complete	P-37689 184.90
	9800 Imp. Cyl.	Complete	P-98689 129.50
	9800 Master Cyl.	Complete	P-98693 123.90
	350, 360	Shaft only	P-36695 49.95
	375	Shaft only	P-37695 59.90
	9800 Imp. Cyl.	Shaft only	P-98695 69.90
	9800 Master Cyl.	Shaft only	P-98697 69.90
	350, 360, 375, 385	Dial ass'y.	P-36688 74.90
	8800, 9800	Dial ass'y.	P-98688 74.90

	HANDWHEEL	
	350, 360, 375, 8805/10	P-36615 112.90

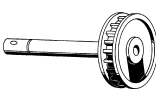
	CONTROL PANEL OVERLAY	
	(A) 9815, 9850	P-98540 192.90
	(B) 9870	P-98562 259.90

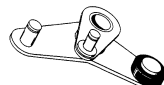

	DRIVE & PUMP SWITCH	
	Old style (drive & pump) - 2 position with screw connectors	P-36977 19.90
	(385) Momentary - 3 position with tab connectors	P-38977 28.90
	New style (motor) momentary- 3 position with tab connectors	P-36303 19.90
	New style (pump) - 3 position with tab connectors	P-36307 14.90
	New style (pump) - 2 position with tab connectors	P-36305 10.25

	P.C. BOARD For control box - Optical	
	9800 QP, QPC, PROP-9750	599.90

	SPRING ANCHOR Side jogger operating lever spring	
	P-361790	2.95

	MICRO SWITCH Chain delivery safety guards	
	P-362940	31.90


	TIMING PULLEY ASSEMBLY	
	350, 360, 385	P-362080 38.95
	375, 9800	P-372080 86.95
	Shaft only 350, 360, 385	P-362040 16.90
	Shaft only 375, 9800	P-372040 48.90
	Pulley only all models	P-362120 26.95

	JOGGER OPERATING LEVER - New style	
	350, 360, 375	P-361610 67.90
	SIDE JOGGER LEVER	
	9800	P-984130 11.50

	LEVER SUPPORT	P-984140 12.95
---	----------------------	----------------

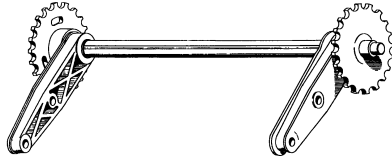
THIS IS JUST A SAMPLE OF OUR TOTAL INVENTORY

PART NO.# PRICE



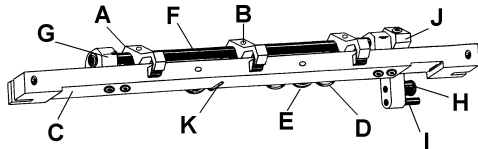
GEAR & SHAFT ASSEMBLY

Chain delivery	P-36754	109.90
Chute delivery	P-36752	102.90
385	P-38754	224.90



SHAFT & SPROCKET ASSEMBLY

350, 360	P-361160	499.90
8810	P-881160	441.90
375, 9800 Standard	P-371160	499.90
9800, 1-1	P-981160	383.95



*** Reinforced anvil is made of steel which prevents bowing and lasts longer.

GRIPPER BAR ASSEMBLY

350, 360 Complete	P-360990	163.95
375, (9800 standard) Complete	P-370990	147.95
9800 (1 to 1)	P-980990	147.95
385 Complete	P-380990	699.90
(A) Gripper finger	P-361020	10.50
(B) Pin (for finger)	P-3001	.30
(C) Anvil 350, 360	P-361090	71.50
(C) Anvil 375, 9800 (universal)	P-371090	76.50
(C) Anvil 385	P-381090	524.90
(D) Spring 350, 360	P-361070	.55
(D) Spring 375, 9800	P-371070	1.40
(D) Spring 385	P-381070	2.35
(E) Shoulder screw	P-8032	4.50
(F) Shaft 350, 360	P-361060	31.90
(F) Shaft 375, 9800	P-371060	59.90
(F) Shaft 385	P-381060	61.90
(G) Shaft bearing	P-361000	5.50
(H) Cam	P-1416	4.10
(I) Stud	P-401	.40
(J) Lever 350,360,375,9800(standard),385	P-361040	26.95
(J) Lever 9800 (1 to 1)	P-981040	20.90
(K) Spring	P-361080	.75

GRIPPER BAR REPAIR KIT

*** Comes with all parts (less anvil & shaft) to repair your gripper bar.

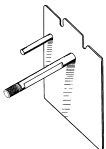
350, 360	P-30730	99.90
375, 9800 Std. & 1-1	P-30731	99.90
385	P-30732	199.90



TAPE TRACK

*** Made of "sand paper like" material that holds better.
For star wheels on 9800, 1 to 1 chain deliveries

P-983130	1.50
----------	------



BACK STOP

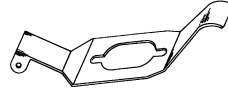
350, 360, 375	P-362420	98.90
9800	P-984320	104.90



LIFT GATE CAM & COLLAR ASSEMBLY

375, 9800 Standard & 1-1	P-372240	144.90
--------------------------	----------	--------

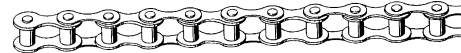
PART NO.# PRICE



*** Made with spring steel & nickel plating which prevents cracking and adds better spring action & durability.

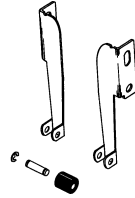
BACK STOP SPRING

Complete with cam		
350, 360, 375, 385	P-362300	52.95
Complete with cam-9800	P-982300	53.95
Spring only	P-362320	24.90
Spring only	P-982320	33.95
Cam	P-1521	22.90
Pin	P-3002	4.25



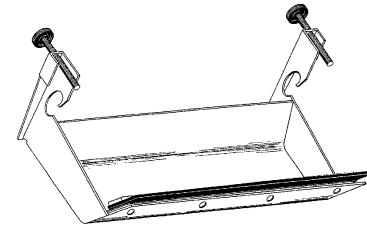
DELIVERY GRIPPER CHAINS

350, 360, 375, 9800 O.S., 385		
Set of 2 (new style 5/8" carrier link)	P-361390	149.90
Set of 2 (old style 1/2" carrier link)	P-361100	149.90
Set of 2 (new style 9800, 1 to 1 CD - 6" star wheels with tapes)	P-981390	58.95



ARMS For 9800 1 to 1 chain delivery safety guards

Operators side - complete	P-984289	23.95
Arm only OS	P-984290	17.95
Non-oper. side - complete	P-984279	23.95
Arm only NOS	P-984280	17.95
Cam	P-1475	5.40
Pin	P-3012	.55
C-ring	P-679	.40



INK WASH UP ATTACHMENT

350, 360	P-36773	179.90
375	P-37773	179.90



REPLACEMENT WASH UP BLADES

350, 360	P-5028	7.50
375	P-5029	8.50

*** ELIMINATE COSTLY DOWNTIME WITH YOUR OWN EMERGENCY KIT FOR YOUR MODEL PRESS.

REPAIR KITS FOR ALL A.B. DICKS

Master kit	P-1707 - 720 pcs.	249.90
Junior kit	P-5088 - 437 pcs.	92.90
Nut kit	P-1701 - 100 pcs.	38.95
Washer kit	P-1702 - 120 pcs.	49.95
Screw kit	P-1703 - 108 pcs.	49.95
Ring kit	P-1704 - 228 pcs.	49.90
Pin kit	P-1705 - 136 pcs.	49.90
Spring kit	P-1706 - 28 pcs.	42.95

